

Peer Assessment

a. Definition

b. Effects on Learning

c. Benefits

d. Risks

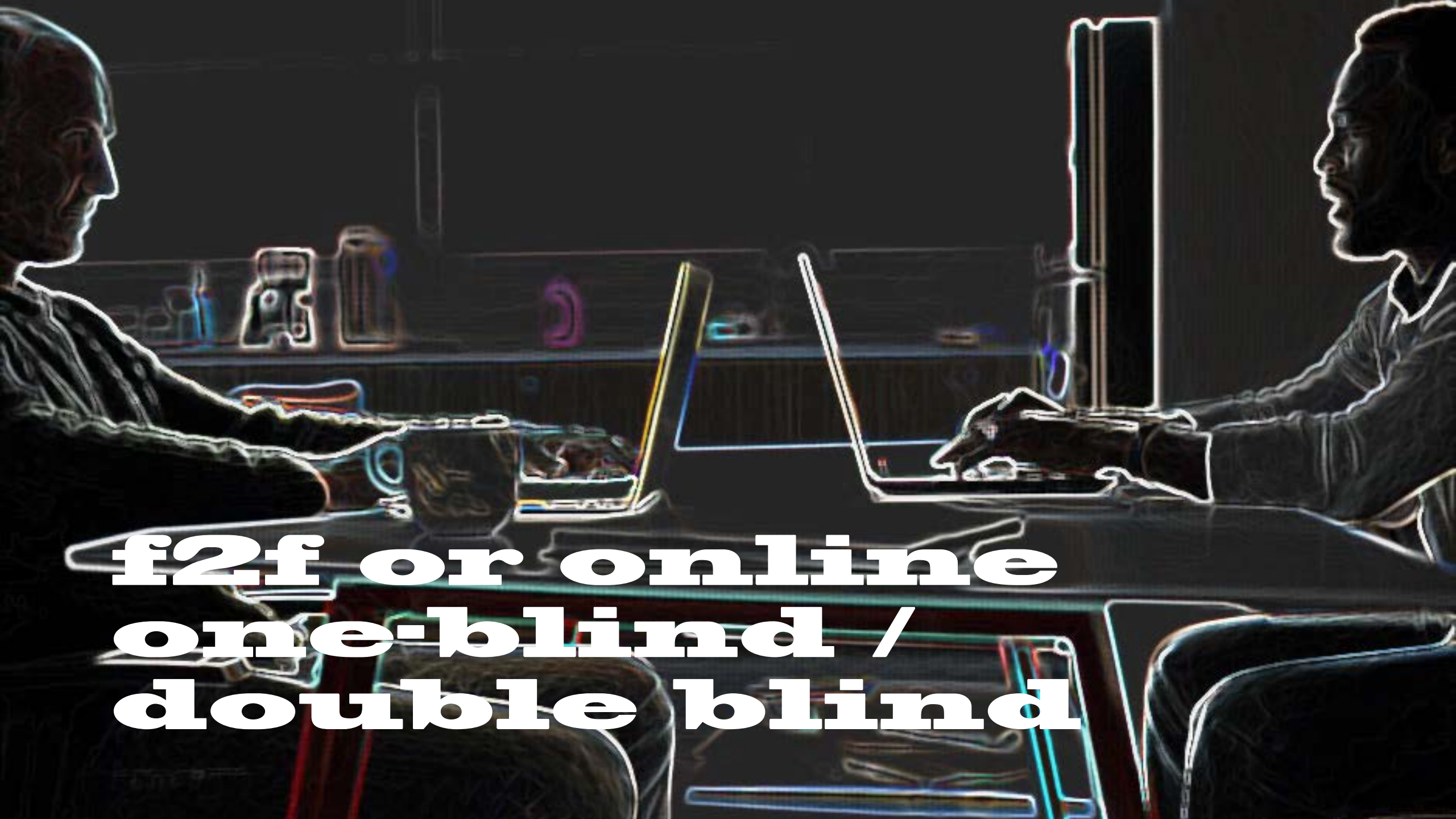
e. Conclusion

What is it?



A person with dark hair, wearing a dark blue and white striped polo shirt, is seen from behind, standing in front of a large green chalkboard. Their right arm is raised, and they appear to be writing or pointing at the board. The chalkboard is mostly blank, with some faint, illegible markings. The background is slightly out of focus, showing a light-colored wall and a dark horizontal line, possibly a chalk tray or a shelf.

Scoring and/or Commenting

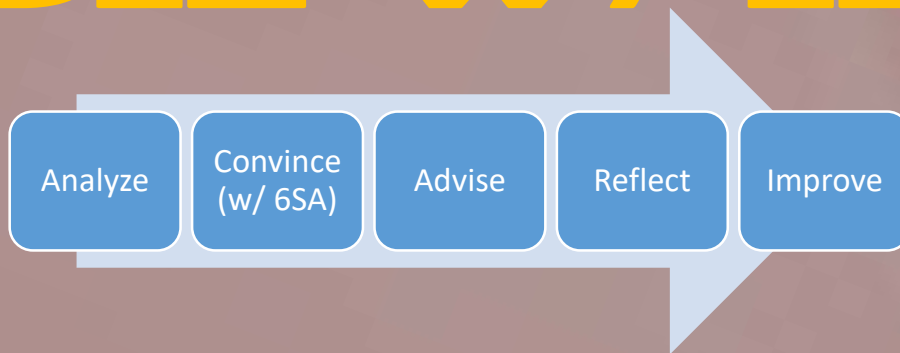


**f2f or online
one-blind /
double blind**

Peer Assessment as time-phased collaboration

COLLABORATION (ko-lab'o-rat),
jointly, especially in liter
scientific work.
COLLABORATOR (-o-ra'shun),
united labour.
one who assists another
in literary or scientific
COLLAPSE (ko-lap's),
or together
fail

6SA w/ ACARI



Give guidance with rubrics

		Levels of performance (scale)			
Rubric design		4	3	2	1
Criteria or Dimensions	Criterion 1	(Yes, and more!)	(Yes!)	(Yes, but...)	(No)
	Criterion 2	Performance descriptors			
	Criterion 3				

«meta-cognitive» skills development



Intellectual humility



Precision



Speedy corrections



Saving energy (the instructor's)



**Students
recognize their
own strengths**



Creating Intellectual Commons





**Feedback can be
destructive, but
it is also more
than praise**

**Students often
perceive the
feedback they
receive to be
inferior to the
feedback they
write
themselves.**




Exploitation



Agreement between instructor and student grading





**Peer Assessment
fosters critical
thinking as a
social dialogue**

Suggestion for Peer Assessment Design:

A - Assignment

C - Create Submission

**A - Advise in Reviews
(give feedback)**

R - Reflect in Class

I - Improve

A grayscale background image of a desk. On the left, a desk lamp is visible. In the center, there are several books and papers. One book cover prominently displays the words 'RESEARCH' and 'TEACHING'. To the right, there are several sticky notes with handwritten text. The overall scene suggests a workspace or a place of study.

**Thank
you
for
your
attention**

Contact:
Erik Jentges
ejentges@ethz.ch